

THE BOLD NEW AGE







ALL-NEW ISUZU

D-MAX

Specifications:

ISUZU D-MAX 1.9 Ddi L A/T

www.isuzu.co.za    

ISUZU

With you, for the long run

ISUZU D-MAX 1.9 Ddi L A/T

ENGINE	
Engine Code	RZ4E-MID
Displacement (cc)	1 898
No. of Cylinders	4
Compression Ratio	16.5:1
Bore X Stroke (mm)	80 X 94.4
No. of Valves	16
Power (kW) @ r/min	110 @ 3 600
Torque (Nm) @ r/min	350 @ 1 800 – 2 600
Turbocharger	Standard
800 mm Water Depth Protection	Standard
Pre-Air Cleaner	Standard
ACG (90 A)	Standard
ACG with Intelligent Battery System (IBS)	Standard
Intercooler	Standard

FUEL CONSUMPTION ¹	
Combined Cycle (Litres/100 km)	7.4
Combined CO ₂ Emissions (g/km)	193
Fuel Type	Diesel

TRANSMISSION	
Transmission Type	6-Speed Automatic
Gear Ratio: 1st	3.600
Gear Ratio: 2nd	2.090
Gear Ratio: 3rd	1.488
Gear Ratio: 4th	1.000
Gear Ratio: 5th	0.687
Gear Ratio: 6th	0.580
Gear Ratio: Reverse	3.732
4WD Selector	-
Low Range Ratio	-

FRONT DIFFERENTIAL	
Shift on the Fly up to 100 km / hour	-
Axle Ratio: Final Drive	-

REAR DIFFERENTIAL	
Differential Lock	-
Axle Ratio: Final Drive	4.1

CHASSIS DESIGN	
Front Wheel Suspension	Coil Over Shock
Rear Wheel Suspension	Leaf Spring Overslung
Shock Absorbers	Twintube Gas Pressurised
Suspension	High-Ride
Skid Plate Guard Front	Standard
Skid Plate Guard Rear	Standard
Transfer Case Guard	-
Oil Pan Guard	Standard

WHEELS AND TYRES	
Tyre Size	255 / 65 R 17
Wheels Size / Type	17" X 7.0J-33 Steel
Spare Wheel Size / Type	17" X 7.0J-33 Steel
Turning Circle (m)	12.5
Tyre-Pressure Monitoring Sensor	-

DIMENSIONS	
Length (mm)	5 325
Width (mm)	1 870
Height (mm)	1 780
Wheelbase (mm)	3 125
Front / Rear Track (mm)	1 570 / 1 570
Rear Overhang (mm)	1 310
Ground Clearance (mm)	227
Loadbox Length (mm)	2 330
Loadbox Width (mm)	1 590
Loadbox Depth (mm)	465
Approach Angle (°)	30
Departure Angle (°)	23
Breakover Angle (°)	21.4
Wading Depth (mm)	800

MASS / CAPACITY	
Gross Axle Mass – Front (GA1) (kg)	1 450
Gross Axle Mass – Rear (GA2) (kg)	1 910
Gross Vehicle Mass (GVM) (kg)	3 000
Gross Combined Mass (GCM) (kg)	5 000
Tare Mass (kg)	1 735
Payload (kg)	1 205
Towing Capacity (kg): Unbraked Trailer ²	750
Towing Capacity / Rating (kg): Braked Trailer ²	2 100
Fuel Tank Capacity (Litres)	76

LOADBOX FEATURES	
Tiedown Brackets in Loadbox for Load Restraint	4
Rope Hooks on Loadbox Side	Standard

SAFETY FEATURES	
Anti-lock Braking-System (ABS)	Standard
Electronic Brake-Force Distribution (EBD)	Standard
Brake-Assist System (BAS)	Standard
Electronic Stability Control (ESC) with Traction Control	Standard
Hill-Start Assist (HSA)	Standard
Hill-Descent Control (HDC)	Standard
Trailer Sway Control	Standard
Brake-Override Accelerator (BOA)	Standard
Cruise Control	-
Height-Adjustable 3-Point Front Seatbelts	Standard
Front Seat Centre Lap Belt (2-Point)	-
Seatbelt Pre-Tensioners	Standard
Fixed 3-Point Rear Seatbelts	-
Seatbelt Reminder	Driver and Passenger
Occupant Detection Sensor	Passenger
Driver and Passenger Airbags	Standard
Front Seat Side Airbags	-
Curtain Airbags	-
Knee Airbag	-
Far Side Airbag	-
Side-Impact Protection Bars	Standard
Collapsible Steering Column	Standard
Speed-Sensitive Door Lock	Standard
ISOFIX Child-Seat Attachment	-
Parking Distance Sensors	-
Rear-View Camera	-
Warning Triangle Kit	Standard
Emergency Stop Signal	Standard

SECURITY FEATURES	
Manual Door Locks	-
Remote-Controlled Central Locking	Standard
Remote Keyless Entry	Standard
Passive Entry Start System (PESS)	-
Child-Proof Rear Door Locks	-
Anti-Theft Alarm System	Standard
Ultrasonic Alarm	-
Transponder Immobiliser System	Standard
Selectable Door Unlock	Standard
Walk-Away Auto Door Lock	-

INTERIOR / EXTERIOR LIGHTING	
Front Reading Lamps	-
Interior Courtesy Lamps	Standard
Illuminated Entry	Standard
Front Fog Lamps	-
Daytime Running Lights (DRL)	-
Headlamps	Halogen
Headlamp Levelling	-
Headlamps 'ON' Warning Buzzer	Standard
Turn Indicator Lamp on Door	Standard
Rear Taillights, Combination	Bulb
High-Mounted Centre Stop Lamp	Standard
Follow-Me-Home Headlamps	Standard

EXTERIOR FEATURES	
Front Wiper	Variable Intermittent
Radiator Grille	Grey
Front Bumper	Painted Black
Rear Bumper	Painted Black
Towbar	Optional (2.1T)
Exterior Door Handle	Black
Exterior Mirror	Black, Power Adjustment, Driver Side Aspherical
B-Pillar Blackout	-
Roof Rails	-
Sports Bar	-
Side-Steps	-
Mudflaps	Front and Rear
Tailgate Handle	Body Colour
Cab Protector	-

INTERIOR FEATURES	
Power-Assisted Steering (PAS)	Hydraulic
Air Conditioning	Manual
Pollen Filter	Standard
Inside Rear-View Mirror	Day / Night
Sunvisor	Driver with Ticket Holder, Passenger with Vanity Mirror
Overhead Console with Map Lamps (X2) and Sunglasses Holder	-
Digital Clock	Standard
Cruise Control	-
Multi-Information Display (MID)	-
Dashboard Illumination Control	Standard
Power Socket, Auxiliary 12V IP Mounted	1
Cigarette Lighter	Standard
Lockable Glove Box	Standard
Utility Box on Glove Box	Standard
Steering Column Adjustment	Tilt and Telescopic
Steering Wheel Trim	Urethane
Steering Wheel Multi-Functional Controls	Audio Controls
Gear Shift Trim	Urethane
Front Seat Configuration	Bucket Seats (x2)
Rear Seat Configuration	-
Seat Trim	Cloth
Seat Adjustment	6-Way Manual Driver
Storage Pockets behind Front Seats	-
Door Trim with Storage Pockets and Integrated Cupholders	Standard
Interior Door Release Handle	Black
Interior Trim Colours	Pale Grey Upper / Black Lower
A-Pillar Assist Grip, Driver and Passenger	Standard
Roof-Mounted Assist Grips	Passenger
Floor Trim	Carpet with Heel Pad and Tibia Pad
Floor Tunnel Console with Integrated Cupholder	Standard
Centre Console Storage Box with Lid	Standard
Driver Footrest	Standard
Rear Heater Duct	-
Storage Box	-
Window Operation	Power Front with Driver One-Touch, Jam Protection and Timer
Rear Window	Fixed without Defogger
Fuel Flap Remote Opener	Standard
Ventilator Grille with Shutter (Fin Shut)	Standard

INFOTAINMENT	
Audio System	AM/FM Radio, CD Player, USB, Clock, Bluetooth® – Audio Streaming and Hands-Free Phone
USB Port (Music Playback and Device link)	Standard
Speakers	2
Antenna	Standard

OPTIONS	
17" Alloy Wheel	Available
18" Alloy Wheel and 265 / 60 R 18 Tyre (All Terrain)	-
18" Alloy Wheel and 265 / 60 R 18 Tyre (H/T Terrain)	-
Differential Lock	Available
Hubcap Steel Wheel	-
Hubcap Alloy Wheel	Available
Spare Tyre Steel	-
Spare Tyre Alloy	-
Sports Bar – Black	-
Sports Bar – Chrome	-
Rear Sliding Window	-
Partial Leather Seat with Manual Adjustment	-

WARRANTY / SERVICE INTERVALS	
Warranty and Roadside Assistance	5 Years / 120 000 km
Anti-Corrosion Warranty	5 Years / Unlimited km
Service Plan	5 Years / 90 000 km
Service Intervals	12 Months / 15 000 km

1 Fuel Economy and CO₂ data as per ECE R101 / SANS 20101 regulation. Note that the actual fuel consumption will depend on many factors, including the driver's driving habits, prevailing conditions and the vehicle's equipment, condition and use.

2 Towing capacity subject to South African Road Traffic Act. The weight of the towing vehicle including trailer towball load must not exceed the Gross Vehicle Mass (GVM). The combined weight of the fully loaded vehicle and trailer must not exceed the Gross Combination Mass (GCM). Maximum individual axle loads (GA1 and GA2) must not be exceeded (e.g.: if a 3.0L Diesel is towing 3,500kg, its maximum Vehicle mass is 2,500kg in order to be within GCM).